

PerformCARE[®]

CYBER Release 1.17: Instructional Guide for DYFS Users

CYBER 1.17 – Instructions for Use for DYFS AHH Users

Table of Contents

I. Introduction 2

II. Accessing CYBER..... 3

III. The Adolescent Housing Hub (AHH) 4

IV. Youth Checklist 8

V. Progress Notes 11

I. Introduction

The Adolescent Housing Hub (AHH) is the integration of the referral and discharge process for youth and young adults into the Youth Supportive Housing or Independent Living program, administered by the Office of Adolescent Services (OAS). This new CYBER functionality allows providers to track their open beds, manage their census and create a waiting list of youth that are awaiting admission into their program. This new functionality allows for the timely placement of youth and young adults by accurately matching their needs with a housing program that can accommodate them; this functionality will allow for a smoother and more efficient process and will minimize delays in service.

CYBER will be used by the CSA to enter housing referrals that are received via phone from youth, Case Management Entities (CMEs), DYFS workers, housing providers and third parties. These referrals will be automatically posted to the AHH, where providers will have the ability to see the housing referral information for youth waiting to be placed into a program. DYFS users will have the ability to view the referrals that are posted on the AHH for all youth currently seeking placement into a housing program and the provider activity that has been taken against them (much like how YouthLink currently operates), as well as the progress notes that are entered into the youth's CYBER record regarding admissions and discharges.

*Please note that DYFS staff is expected to only view the information for youth that they are working with within their county.

II. Accessing CYBER

Users must first log-into CYBER with their UserID and Password. The log-in screen can be found via the PerformCare website – www.performcarenj.org.

NJ Children's System of Care
Administered by PerformCare Behavioral Health Solutions | An AmeriHealth Mercy Company

Home • Youth & Family Guide • Careers • Contact

Families Youth Providers About CYBER

We develop and manage Behavioral Health Solutions that are Member and Family Focused

Launch Cyber
For technical assistance, with the Cyber System, call 1-877-736-9176 or email servicedesk@performcarenj.org.

Help for Youth
If you are between the ages of 5 and 21 and need help with daily life challenges.

CYBER LOGIN

Enter Login Name Here

Enter Password Here

Login

As a CYBER User I understand that my work will involve access to Protected Health Information (PHI) as defined by HIPAA (The Health Insurance Portability and Accountability Act) for the purpose of providing or arranging treatment, payment or other health care operations. I also acknowledge that I am engaged by a covered entity. I further acknowledge my responsibility to protect the privacy of and to guard against inappropriate use or disclosure this PHI by logging in as a CYBER User.

This is in compliance with "The Health Insurance Portability and Accountability Act (HIPAA) of 1996 and its implementation regulations. For more information on HIPAA please go to <http://www.hhs.gov/ocr/hipaa/> "

III. The Adolescent Housing Hub (AHH)

The AHH is the area that organizes the referrals for housing; the referrals are created by CSA staff and are then posted for AHH providers to view and use during their process of determining a youth's eligibility for admittance into their program(s). Referral information can be viewed by DYFS, as well, in a format that is similar to YouthLink.

To access the AHH, users will click on the OOH Treatment button that appears on the left side of the Welcome Page (see example below).



Clicking on the Adolescent Housing Hub button on the left will bring up the AHH Link and Provider Status grids.

Provider Status		Youth/Child ID	Referral#					
All Active		<input type="text"/>	<input type="text"/>	Search				
		Print						
AHH Link								
		Referral Number	Referral Status	Youth/Child ID	Youth/Child	Created Date	Created By	Date Last Update
Facesheet	Map	30371	OPEN	194142	Blane, David	2012/04/02	THicks	2012/04/02
Facesheet	Map	30582	Open	194142	Blane, David	2012/04/14	bbonds	2012/04/14
Facesheet	Map	30585	Inprocess	194196	CALL YC, TEST	2012/04/16	gsantoro	2012/04/16
Facesheet	Map	30289	OPEN	194128	Crompt, Mike	2012/03/30	THicks	2012/03/30
Facesheet	Map	30228	Inprocess	194106	crompton, mike	2012/03/26	THicks	2012/03/26
Facesheet	Map	30099	Inprocess	194098	crompton, Mike	2012/02/21	THICKS	2012/02/21
Facesheet	Map	30220	Inprocess	194103	Crompton, Mike	2012/03/26	THicks	2012/03/26
Facesheet	Map	30094	Inprocess	194095	crompton, mke	2012/03/22	THicks	2012/03/22
Facesheet	Map	30379	Open	194144	DeJesus, Joshua	2012/04/03	THarris	2012/04/03
Facesheet	Map	30248	Inprocess	194108	doe1, joe1	2012/03/26	THicks	2012/03/26
Facesheet	Map	30333	Inprocess	194141	Gonzalez, Jennifer	2012/04/02	SJones	2012/04/02
								Number of People on AHH Link: 218
Provider Status								
Referral Number	Status	Reason Description	Site Name	Avail Beds	Contact Name	Contact Phone		
30585	ASSIGN		Bergen County Community Action Program	25	Chip Annadale	1-609-5551212		

The AHH Link will house the list of those referrals for youth that are seeking housing and have not been admitted to a program; the Link will have the following columns;

- Referral Number – unique identifier automatically assigned to each referral in the system

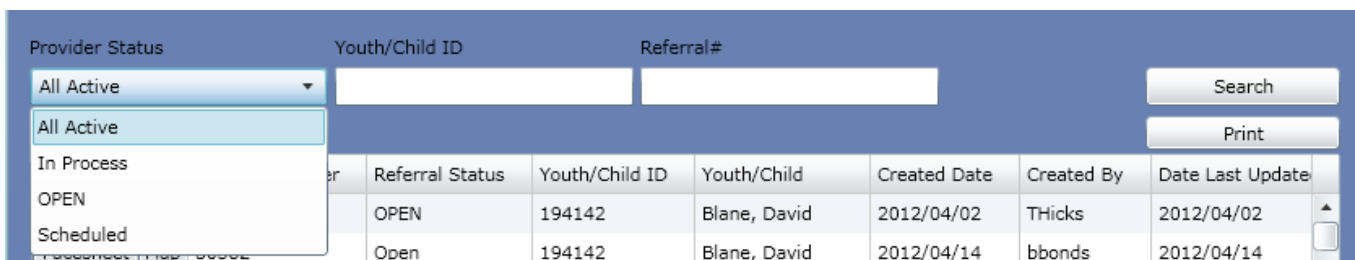
PerformCARE®

- Status – the current status of the referral
 - In Process – this referral is assigned to at least one provider’s queue; single-clicking on the record will populate the Provider Status grid at the bottom of the screen with details (see page XX for more information)
 - Open – the referral is currently not assigned to a provider queue (no one is working with this youth for admission into a housing program)
 - Scheduled – the program has scheduled an interview with the youth; this may also indicate that an admission date has been scheduled for the future
- Youth/Child ID – unique identifier attached to every youth’s CYBER record
- Youth/Child – Last and First Name of the youth
- Create Date – original date the referral was created by the CSA
- Created By – User ID of the individual that created the referral in CYBER
- Date Last Updated – the date of the last update to the referral
- Gender – gender of the youth as entered on the Face sheet
- Age – age of the youth as entered on the Face sheet
- County – the counties in which the youth is seeking housing; may list up to three
- Parent with Child – if the youth has a child that also needs housing, the user will see a “X” in this column
- Pregnant – if the youth is currently pregnant, the user will see a “X” in this column
- Homeless – if the youth is currently homeless, the user will see a “X” in this column

There are also two buttons available for each referral – Face sheet and Map.

- Face sheet – this button will bring the user to the youth’s Face sheet in CYBER
- Map – this button will bring up the geomapping function (similar to that in Youth Link) and will show the location, admissions contact and current admission information for each housing provider in the program

Each column of the grid can be sorted by clicking on the column heading; the AHH Link grid can also be filtered using the functions above the grid.



The Provider Status menu allows the user to filter the grid to show only referrals that are in a certain status – In Process, Open or Scheduled. The user also has the option of searching for a specific youth/child by name or by referral number; clicking on the Search button will apply the filter to the grid.

Double-clicking on a referral in the grid will bring up the Youth Checklist in read-only form; the Checklist is the electronic document that the CSA completes in order to create a referral for the AHH.

The bottom of the screen houses the Provider Details grid. This area will populate with the status information related to each housing program that has had the youth’s referral assigned to their queue once the referral is single-clicked on in the AHH Link grid.

Provider Status							Print
Referral Number	Status	Reason Description	Site Name	Avail Beds	Contact Name	Contact Phone	
30585	ASSIGN		Bergen County Community Action Program	25	Chip Annadale	1-609-5551212	

Any referral with a status of “In process” in the AHH Link grid will show more detailed status information in the Provider Details grid; any referral in the AHH Link grid may have additional status information available in the Provider Status grid. Each row in the grid will represent a different status with an individual housing program. The data that will appear will be in the following columns;

- Referral Number - unique identifier automatically assigned to each referral in the system
- Status – the status of the referral with the provider’s program; the statuses that will appear here are;
 - Assign – the referral has been assigned to the provider’s queue on the AHH (manually or automatically by the system)
 - Awaiting Information – this program has reached out to the youth and/or their CME/DYFS worker and is waiting for more information
 - Scheduled – the program has either scheduled an interview with the youth or has a scheduled admission date for the youth in the future
 - Not Accept – the program has determined that placement is not appropriate; a reason must be entered and will appear in the Reason column
- Reason Description – will display text when Not Accept is the selected status for a program
- Site Name – the name of the program that the referral is/has been assigned to

PerformCARE[®]

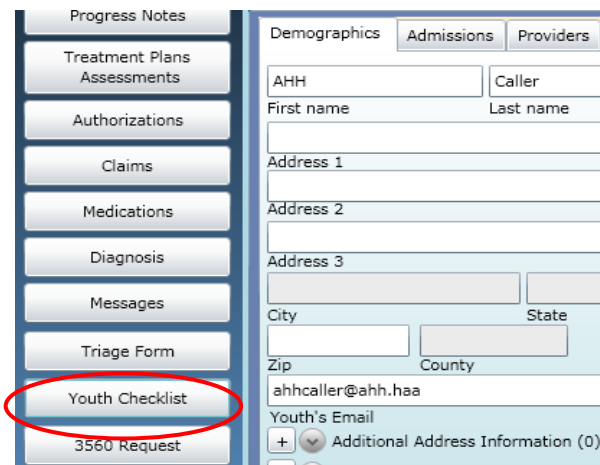
- Avail Beds – the current number of available beds at this program (real-time, based upon the program’s current admissions and number of contracted beds as listed in the PIF)
- Contact Name/Phone/Email – the contact information for the Admission Contact at the program
- Youth/Child – Last and First Name of the youth
- Days in Provider Queue – a count of the number of days the youth’s referral has been in the provider’s queue (will stop increasing once the status is set to Not Accept or Admit)
- Date to Provider Queue – the date that the referral was assigned to the provider’s queue

DYFS users may find the Provider Status grid useful when they are working with youth that are in need of housing, and the programs that are currently looking at the youth’s referral are currently at capacity (a zero in the Avail Beds column indicates that the program is currently full). Using the Map button on the referral in the AHH Link grid will allow the user to search for other programs that may meet the youth’s need that have beds currently available.

*Please note – shortly after this release is deployed, new functionality will be added to the system which will give users additional information from the Provider Status grid. Double-clicking on a record in that grid will bring up a window which will list the entire history of the referral with that individual housing program.

IV. Youth Checklist

DYFS users will have access to the Youth Checklist (which creates the referral on the AHH) via the youth's Face sheet. CSA staff complete the Checklist based upon information received via phone from youth, housing providers, CMEs, DYFS and other third parties. The Checklist can be accessed via the Youth Checklist button, located on the left-side button bar of the youth's record.



Clicking here will bring the user to the Youth Checklist grid, which will house a history of all checklists created for the youth.

AHH list for the youth/child							
New Youth Checklist	Created Date	Referral Number	Form Status	CSA Staff Member	Submitted Date	Gender	Age
	2012/04/17	30711	Open	THarris	2012/04/17	F	16

*Please note – only the CSA can create new checklists; the New Youth Checklist button will be disabled for all other users. Each checklist in the grid will have a status attached to it; users will see the following statuses here –

- Open – indicates that a referral has been created and posted to the AHH and has not been automatically assigned to a Provider Queue; no housing providers are currently reviewing the referral.
- Saved – the checklist has been saved by the CSA and no referral has been posted to the AHH.
- Incomplete – the checklist was saved to the youth's record without all of the necessary information and the referral was not created.
- In Process – this reflects the same status users will see on the AHH Link; this referral is currently being reviewed by at least one housing provider and they are either waiting for more information to determine eligibility for admission or the referral has been assigned to at least one Provider Queue.
- Schedule – the youth is in "Scheduled" status with at least one housing provider; the provider has either set-up and interview or admission date in the future for the youth.
- Admit – the youth is currently admitted into a housing program.
- Cancelled – the referral has been cancelled by the youth, their CME or their DYFS worker.

Double-clicking on a record in the grid will open the Checklist in read-only form.

Youth Checklist Form

Referral Number: 30711

Basic Information: AHH (First Name), M.I., Caller (Last Name), 5555555 (Phone)

Youth ID Number: 194234, Gender: Female, Date of Birth: 01/01/1996, Age: 16, Email: ahhcaller@ahh.haa

Address: _____, City: _____, State: _____, Zip: _____, County: _____

Current Education Level: Some Highschool, Primary mode of Transportation: Public Transportation, Current Employment Status: _____

Youth is/has:

description	
Open DYFS Case	<input type="checkbox"/>
Open DCBHS Case	<input type="checkbox"/>
Parent with Child	<input checked="" type="checkbox"/>
Pregnant	<input type="checkbox"/>
Homeless	<input type="checkbox"/>

DYFS Contact Information: Name: _____, Phone: _____, County: _____

Counties Sought (Up to 3)

description	
ATLANTIC	<input type="checkbox"/>
BERGEN	<input checked="" type="checkbox"/>
BURLINGTON	<input type="checkbox"/>
CAMDEN	<input checked="" type="checkbox"/>
CAPE MAY	<input type="checkbox"/>
CUMBERLAND	<input type="checkbox"/>
ESSEX	<input checked="" type="checkbox"/>

Mental health diagnosis: _____, Sex offender: _____

Accept	Deny	Provider	Phone Number	Address	AvailableBedCount
<input checked="" type="radio"/>	<input type="radio"/>	Catholic Charities Diocese of Newark - Hudson Apar	16095551212		3
<input checked="" type="radio"/>	<input type="radio"/>	Care Plus - Strive Apartments	16095551212		4
<input type="radio"/>	<input checked="" type="radio"/>	Robin's Nest - Life Link Home	16095551212		5

Submit Incomplete

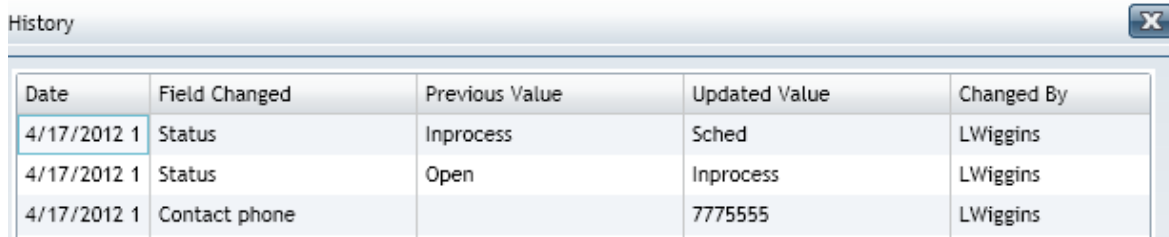
If submitting this form incomplete, please specify a reason.

Print, Provider Search, Submit & Refer, Referral History, Save, Cancel, Copy, Cancel Referral

The top portion of the Checklist will house demographic and contact information for the youth; contact information may be that of the youth’s CME if that is the best way for the youth to be contacted by housing providers. The middle area of the Checklist is referred to as “specifiers” and some of it may be used in matching up a youth with an appropriate program (such as Parent with Child and the counties in which they are seeking housing). If the youth currently has an open DYFS case, CSA will complete, at minimum, the county of the youth’s DYFS worker. The provider search results will be found in the grid towards the bottom of the Checklist; these are the housing providers given to the youth or caller as resources (the referral was also automatically assigned to the queues of these programs on the AHH).

PerformCARE®

DYFS users have access to the Referral History button at the bottom of the referral; clicking here will bring up a window that will list all changes that were made to the Checklist.



The screenshot shows a window titled "History" with a close button (X) in the top right corner. Below the title bar is a table with five columns: Date, Field Changed, Previous Value, Updated Value, and Changed By. The table contains three rows of data.

Date	Field Changed	Previous Value	Updated Value	Changed By
4/17/2012 1	Status	Inprocess	Sched	LWiggins
4/17/2012 1	Status	Open	Inprocess	LWiggins
4/17/2012 1	Contact phone		7775555	LWiggins

This grid will include the date on which the change was made, the name of the field that was changed, the information that was originally entered into the field, the newly added or changed information, and the User ID of the individual that made the change.

V. Progress Notes

If a youth that your agency is working with also has a referral for housing on the AHH, any progress notes associated with the referral and admission/discharge from a housing program will be logged into the youth's Progress Notes screen; DYFS users will have read-only access to any AHH notes.

When the user comes to the Progress Notes screen, the grid will be sorted to show all progress notes for the youth; in order to see only behavioral health or AHH only notes, the user will need to access the Filter functionality and chose the appropriate note type.

Using the Filter function, the user can chose the UserID (or author) that they want to search for, as well as the Note Type and time frame; selecting Okay will apply the filter to the grid and only those notes that fit the parameters will appear.

The available Note Types for AHH progress notes include the following;

- AHH – Auto CSA – automatically created by the system when status updates are completed for a referral
- AHH – Provider – manually entered by housing providers; will include information on the admissions and discharge process only
- AHH – CSA – manually entered by CSA staff
- AHH – OAS – manually entered by OAS staff
- AHH – AWOL – manually entered by housing providers; will include information regarding a youth's AWOL status. Currently, this is not required documentation in CYBER

To return the grid to default status (or to see only behavioral health progress notes), clicking the Show All Notes button will repopulate the grid.

The screenshot shows the 'Progress Notes' interface. At the top, there are radio buttons for 'Show My Draft Progress Notes' and 'Show Committed and Signed Progress Notes'. A 'Truncate Notes' checkbox is checked. Below these are buttons for 'Filter Notes', 'Show All Notes', 'Print Selected', and 'Print All'. A 'New Progress Note' button is also present. The main area contains a table with the following data:

NoteDate	NoteType	CreatedBy	Note	Hours	Mi
2012/03/29 00:00:00	AHH Provider	AHHCUSER1	Signed by AHHCUSER1 - AHH CM USER1 Within Dept AHH on 3/29/2012 2:10 PM AHH Provider AHHCUSER1 from admitted youth/child via AHHLink on	00	00

*Please note – CYBER users that are only AHH users (i.e., housing providers) will not have access to Progress Notes that relate to the youth's behavioral health services.